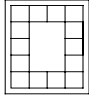




LADDER GRILL


- STANDARD SPACING
- NUMBER OF VERTICAL AND HORIZONTAL GRILLS ARE DETERMINED BY THE STANDARD SPACING AS ILLUSTRATED IN GRILL #1.
- ILLUSTRATIONS BASED ON 1200mm W X 1500mm H WINDOW.

1000



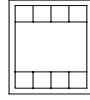
MINIMUM SIZE
961mm W x 961mm H
MAXIMUM SIZE - NARROW BAR
1800mm W x 1800mm H
MAXIMUM SIZE - WIDE BAR
1800mm W x 2020mm H

1001



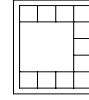
MINIMUM SIZE
285mm W x 961mm H
MAXIMUM SIZE - NARROW BAR
1800mm W x 1800mm H
MAXIMUM SIZE - WIDE BAR
1800mm W x 2020mm H

1002



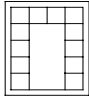
MINIMUM SIZE
285mm W x 661mm H
MAXIMUM SIZE - NARROW BAR
1800mm W x 2400mm H
MAXIMUM SIZE - WIDE BAR
1800mm W x 2400mm H

1003



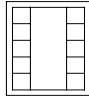
MINIMUM SIZE
285mm W x 961mm H
MAXIMUM SIZE - NARROW BAR
1800mm W x 1800mm H
MAXIMUM SIZE - WIDE BAR
1800mm W x 2020mm H

1005



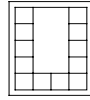
MINIMUM SIZE
661mm W x 961mm H
MAXIMUM SIZE - NARROW BAR
1800mm W x 1800mm H
MAXIMUM SIZE - WIDE BAR
1800mm W x 2020mm H

1006



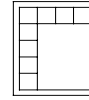
MINIMUM SIZE
661mm W x 285mm H
MAXIMUM SIZE - NARROW BAR
2400mm W x 1800mm H
MAXIMUM SIZE - WIDE BAR
2400mm W x 2020mm H

1007



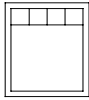
MINIMUM SIZE
661mm W x 961mm H
MAXIMUM SIZE - NARROW BAR
1800mm W x 1800mm H
MAXIMUM SIZE - WIDE BAR
1800mm W x 2020mm H

1011



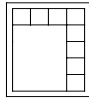
MINIMUM SIZE
285mm W x 661mm H
OR
661mm W x 285mm H
MAXIMUM SIZE - NARROW BAR
1800mm W x 1800mm H
MAXIMUM SIZE - WIDE BAR
1800mm W x 2020mm H

1012 *



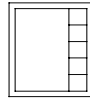
MINIMUM SIZE
285mm W x 285mm H
MAXIMUM SIZE - NARROW BAR
1800mm W x 2400mm H
MAXIMUM SIZE - WIDE BAR
1800mm W x 2400mm H

1013



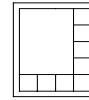
MINIMUM SIZE
285mm W x 661mm H
OR
661mm W x 285mm H
MAXIMUM SIZE - NARROW BAR
1800mm W x 1800mm H
MAXIMUM SIZE - WIDE BAR
1800mm W x 2020mm H

1014



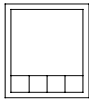
MINIMUM SIZE
285mm W x 285mm H
MAXIMUM SIZE - NARROW BAR
2400mm W x 1800mm H
MAXIMUM SIZE - WIDE BAR
2400mm W x 2020mm H

1015



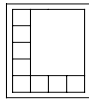
MINIMUM SIZE
285mm W x 661mm H
OR
661mm W x 285mm H
MAXIMUM SIZE - NARROW BAR
1800mm W x 1800mm H
MAXIMUM SIZE - WIDE BAR
1800mm W x 2020mm H

1016



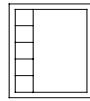
MINIMUM SIZE
285mm W x 285mm H
MAXIMUM SIZE - NARROW BAR
1800mm W x 2400mm H
MAXIMUM SIZE - WIDE BAR
1800mm W x 2400mm H

1017



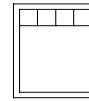
MINIMUM SIZE
285mm W x 661mm H
OR
661mm W x 285mm H
MAXIMUM SIZE - NARROW BAR
1800mm W x 1800mm H
MAXIMUM SIZE - WIDE BAR
1800mm W x 2020mm H

1018



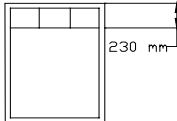
MINIMUM SIZE
285mm W x 285mm H
MAXIMUM SIZE - NARROW BAR
2400 W x 1800mm H
MAXIMUM SIZE - WIDE BAR
2400 W x 2020mm H

1020 **



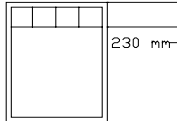
MINIMUM SIZE
285mm W x 400mm H
MAXIMUM SIZE - NARROW BAR
1800mm W x 2400mm H
MAXIMUM SIZE - WIDE BAR
1800mm W x 2400mm H

1030



Minimum Size
285 mm W x 661 mm H
Maximum Size
1800 mm W x 2400 mm H
OR
2400 mm W x 1800 mm H

1031



Minimum Size
285 mm W x 661 mm H
Maximum Size
1800 mm W x 2400 mm H
OR
2400 mm W x 1800 mm H

* Horizontal grill spacing for grill #1012 will be standard based on the total height of the unit. Vertical grill spacing will also be standard. Be aware that windows of different heights may not line up with each other using grill #1012. If it is important for windows of different heights to line up use grill #1020.

** Horizontal grill spacing for grill #1020 will be 300mm from OSM of frame. This spacing will be constant regardless of the height of the unit. Vertical spacing will be standard.




Rectangular Grill Designs

Double Ladder Grills

DOUBLE LADDER GRILL

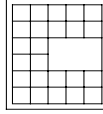
- STANDARD SPACING
- NUMBER OF VERTICAL AND HORIZONTAL GRILLS DETERMINED BY STANDARD SPACING AS ILLUSTRATED IN GRILL #1.
- ILLUSTRATIONS BASED ON 1500mm W X 1800mm H WINDOW OR MAXIMUM W x 1800mm H.

1100



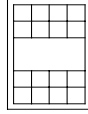
MINIMUM SIZE
1561mm W x 1561mm H
MAXIMUM SIZE
2000mm W x 1800mm H

1101



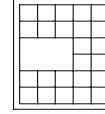
MINIMUM SIZE
661mm W x 1561mm H
OR
961mm W x 1261mm H
MAXIMUM SIZE
2000mm W x 1800mm H

1102



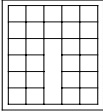
MINIMUM SIZE
285mm W x 1261mm H
MAXIMUM SIZE - NARROW BAR
1500mm W x 2400mm H
MAXIMUM SIZE - WIDE BAR
1800mm W x 2400mm H

1103



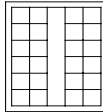
MINIMUM SIZE
961mm W x 1261mm H
OR
661mm W x 1561mm H
MAXIMUM SIZE
2000mm W x 1800mm H

1105




MINIMUM SIZE
1261mm W x 961mm H
OR
1561mm W x 661mm H
MAXIMUM SIZE
2400mm W x 1800mm H
OR
1800mm W x 2400mm H

1106



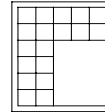
MINIMUM SIZE
1261mm W x 285mm H
MAXIMUM SIZE
2400mm W x 1800mm H
OR
1800mm W x 2400mm H

1107



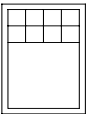
MINIMUM SIZE
1261mm W x 961mm H
OR
1561mm W x 661mm H
MAXIMUM SIZE
2400mm W x 1800mm H
OR
1800mm W x 2400mm H

1111



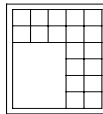
MINIMUM SIZE
661mm W x 961mm H
OR
961mm W x 661mm H
MAXIMUM SIZE
2000mm W x 1800mm H
OR
1800mm W x 2400mm H

1112 *



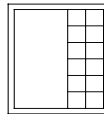
MINIMUM SIZE
285mm W x 661mm H
MAXIMUM SIZE
2400mm W x 1800mm H
OR
1800mm W x 2400mm H

1113



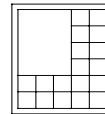
MINIMUM SIZE
661mm W x 961mm H
OR
961mm W x 661mm H
MAXIMUM SIZE
2000mm W x 2400mm H

1114




MINIMUM SIZE
661mm W x 285mm H
MAXIMUM SIZE
2400mm W x 1800mm H
OR
1800mm W x 2400mm H

1115



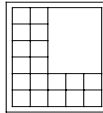
MINIMUM SIZE
661mm W x 961mm H
OR
961mm W x 661mm H
MAXIMUM SIZE
2000mm W x 2400mm H

1116



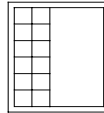
MINIMUM SIZE
285mm W x 661mm H
MAXIMUM SIZE
2400mm W x 1800mm H
OR
1800mm W x 2400mm H

1117



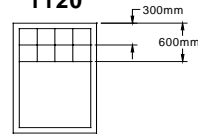
MINIMUM SIZE
661mm W x 961mm H
OR
961mm W x 661mm H
MAXIMUM SIZE
2000mm W x 1800mm H
OR
1800mm W x 2400mm H

1118



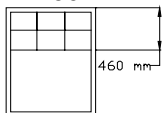
MINIMUM SIZE
661mm W x 285mm H
MAXIMUM SIZE
2400mm W x 1800mm H
OR
1800mm W x 2400mm H

1120 **



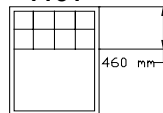
MINIMUM SIZE
285mm W x 700mm H
MAXIMUM SIZE
1200mm W x 2400mm H

1130



Minimum Size
285 mm W x 661 mm H
Maximum Size
1800 mm W x 2400 mm H
OR
2400 mm W x 1800 mm H

1131



Minimum Size
285 mm W x 661 mm H
Maximum Size
1800 mm W x 2400 mm H
OR
2400 mm W x 1800 mm H

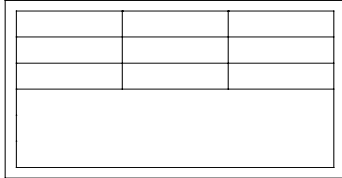
* Horizontal grill spacing for grill #1112 will be standard based on the total height of the unit. Vertical grill spacing will also be standard. Be aware that windows of different heights may not line up with each other using grill #1112. If it is important for windows of different heights to line up use grill #1120.

** For grill #1120 the first horizontal grill bar will be 300mm from OSM of frame. The second grill bar will be 600mm from OSM of frame (300mm between grill bars). This spacing will be constant regardless of the height of the unit. Vertical spacing will be standard.



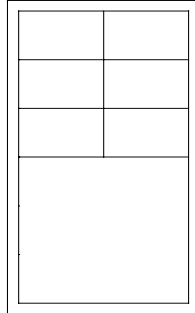
GRILL IN TOP HALF OF SEALED UNIT ONLY.

1125



Minimum Size
285mm W x 661mm H
Maximum Size
1500mm W x 1800mm H
Maximum Size - Narrow Bar
1500mm W x 1800mm H
Maximum Size - Wide Bar
1800mm W x 1800mm H

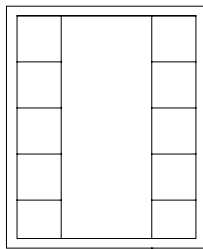
1125



- Standard vertical spacing.
- Bottom horizontal grill is located at center of window height.
- For horizontal grill spacing refer to chart below.
- Will not line up horizontally with standard spaced grills.
- Grills in windows of differing heights will not line up horizontally.
- Will not line up with grills in curved product.

O.S.M. Height of Window	Number of Horizontal grill bars
285 mm - 660 mm	1 horizontal grill bar
661 mm - 1260 mm	2 horizontal grill bars
1261 mm - 1860 mm	3 horizontal grill bars
1861 mm - 2400 mm	4 horizontal grill bars

1206



Minimum Size
410 mm W x 285 mm H
Maximum Size - Narrow Bar
2400 mm W x 1800 mm H
Maximum Size - Wide Bar
2400 mm W x 2020 mm H