



THE FOLLOWING REPRESENTS GIENOW'S RECTANGULAR GRILL OFFERING.  
GRILL #1 REPRESENTS THE STANDARD SPACING OF GRILL BARS.

**STANDARD GRILL - #1**

STANDARD SPACING

ALL UNITS ARE VIEWED FROM OUTSIDE AND SIZES REPRESENT O.S.M. FRAME.

		WIDTH						
		285mm-660mm	661mm-960mm	961mm-1260mm	1261mm-1560mm	1561mm-1860mm	1861mm-2160mm	2160mm-2400mm
HEIGHT	285mm-660mm							
	661mm-960mm							
	961mm-1260mm							
	1261mm-1560mm							
	1561mm-1860mm							
	1861mm-2160mm							
	2161mm-2400mm							

**NOTES:**

The size constraint of a window over rides the size constraint of a grill.

Certain configurations will result in non-standard grill spacing. Any multi-lite window configuration which has components that do not go from outside frame to outside frame may be subject to non-standard grill spacing. Example configurations include P/XO and PJP/A. If an even number of grill bars would normally be required, an additional grill bar will be added so a grill bar can continue the appearance of the T-bar. For example, a 1500 x 1500 P/XO would normally result in four vertical grill bars in the P unit, but an additional grill bar will be added so there is a grill bar directly above the T-bar. An 1800 x 1800 P/XO would result in standard spacing since there is already an uneven number of grill bars (5).



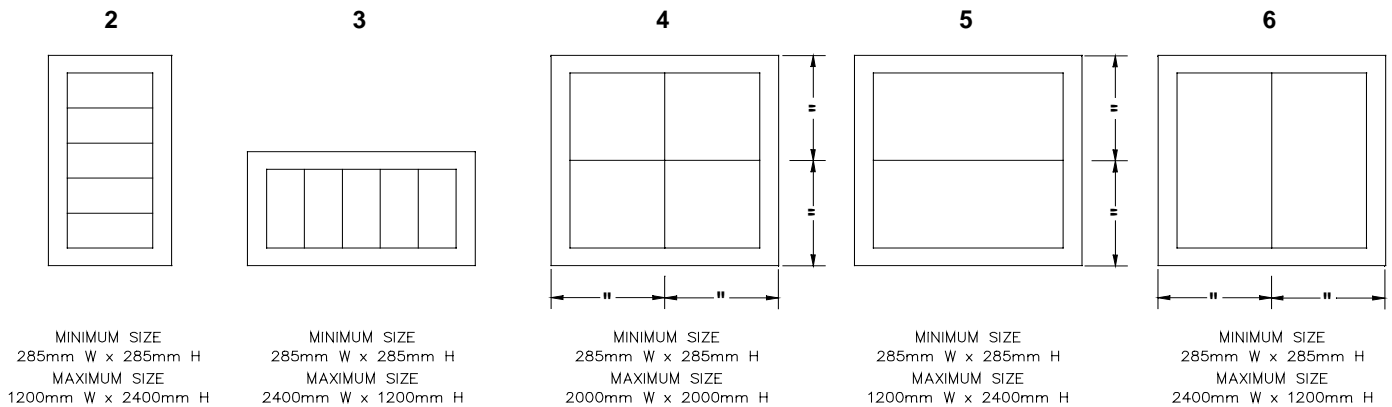
## Rectangular Grill Designs Rectangular Grills

- **FOR ALL GRILL DESIGNS, THE PRICE REMAINS THE SAME AS THE STANDARD (#1) GRILL.**
- Except where noted, all grill configurations will follow the rules of standard spacing (see Standard grill matrix for number of grill bars for each size).
- All units are viewed from outside.
- The minimum and maximum sizes represent the O.S.M. of the window or individual unit in a configuration.
- Any grill design, not included in this listing, must be special quoted.
- When ordering specialty grills, each lite in a multi-lite configuration must be specified individually.
- If grills are not desired in any individual lite, a "0" (zero) must be specified.
- Please be aware that the size of a window may alter the appearance of the grill design.
- Consult your sales representative for more detailed explanation of these grill designs.
- Signature grills are available in grill patterns #1, 2, 3, 4, 5, and 6 only, and are unavailable in any heritage or ladder grill design.
- All 1" grills are non-intersecting grills. They are able to make a "T", but they are not allowed to cross.

### OTHER STANDARD GRILL DESIGNS

Standard spacing

Number of vertical or horizontal grills are determined by the standard spacing as illustrated in grill #1. \*



\* Does not apply to grills 4, 5 and 6. Grills spaced as shown in illustration where grill bars are center spaced.

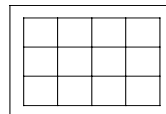
## Rectangular Grill Designs

### 90xx Grill Patterns

#### Notes:

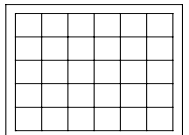
- The 90XX Series allows a user to adjust the number of vertical and horizontal grill bars into a full rectangular grid.
- The "90" acknowledges that the grill pattern is a non-standard pattern.
- The third character represents the number of vertical bars.
- The fourth character represents the number of horizontal bars.
- Minimum Spacing between bars is 100mm.
- Maximum Spacing (Narrow bar) is 1300mm between each bar.
- Maximum Spacing (Wide Bar) is 1000mm between each bar.

9032



Example #1

9054



Example #2